

## MAGNUM Remote Control now with Siri commands!

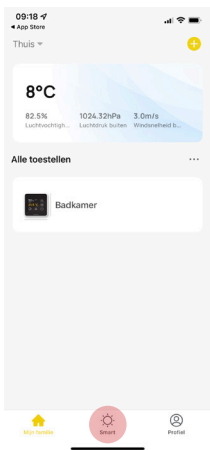
With Siri commands you can quickly perform everyday tasks with the apps you use most by tapping or asking Siri.

The MAGNUM Remote Control can now also be automated with Siri Shortcuts (Commands). For example, you can use your location or a self-chosen voice command to indicate that the thermostat should be set to a certain temperature, to activate the frost-free mode when the outside temperature is low (local) or to activate the holiday mode when you are not at home for a few days.

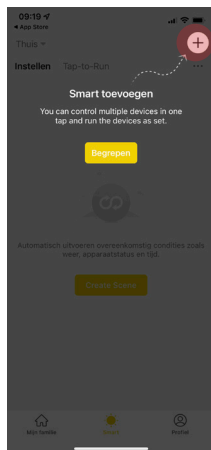
The possibilities are endless.

The following is an example of how to set up a Siri command.

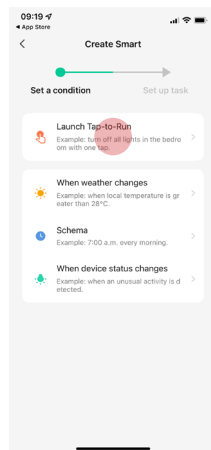
In this example, we will have the MRC set to holiday mode by using the voice command: *"Hey Siri, I'm away for a few days"*.



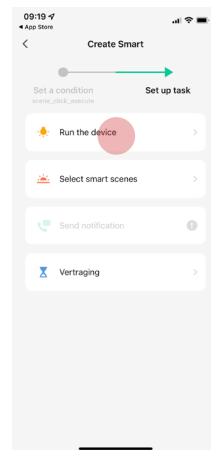
Select "Smart" from the main menu of the MAGNUM Heat App.




Press the + to add a command.



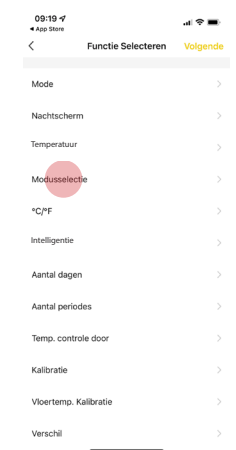
Set a condition. In this case "Tap-to-Run".



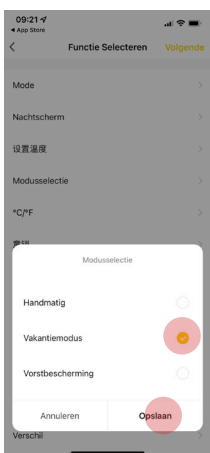
Set a task. "start the device"



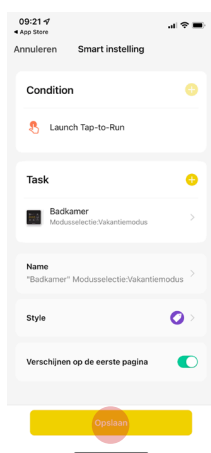
Select the thermostat you want to use.



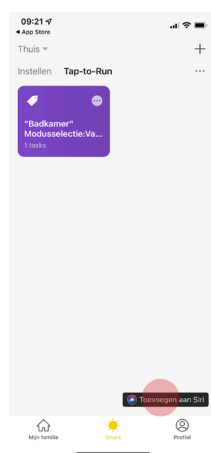
Select a function




For example "Holiday mode"



The task has now been created. Press save.



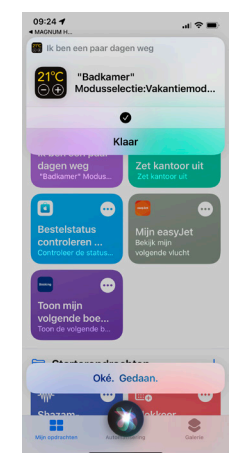
Select "Add to Siri".



Press + to add a command to Siri.



Set a spoken phrase to activate the command via Siri



The command is now ready for use. Note: If you are running the command for the first time, you must allow it once.